

Bugle Head Wood Decking Screws

The Bugle Head Wood Deck Screw is ideal to fasten all types of wood decking including cedar, redwood and preservative-treated woods (non-hardwood). The coarse threads on approximately 2/3 of the shank draw the decking and other material tightly to the framing.

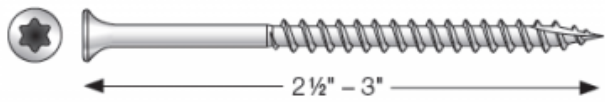
Features

- Available in Types 316 and 305 stainless steel
- Type-17 point for fast starts
- Coarse threads on approximately 2/3 of the shank draw the decking and other material tightly to the framing
- 6-lobe drive helps prevent driver-bit cam-out, resulting in easier driving and longer bit life
- 350-count packs contain enough screws to fasten 100 sq. ft. of decking (6" nominal-width boards installed on 16" o.c. joists)
- Choose Type 316 for seaside applications and superior corrosion resistance
- Driver bit included in each package
- Pre-drilling recommended near board ends to prevent splitting
- #6 screws: T-15 6-lobe drive (replacement bit model BIT15T-2)
- #8 screws: T-20 6-lobe drive (replacement bit model BIT20T-2)
- #10 screws: T-25 6-lobe drive (replacement bit model BIT25T-2)

Bugle Head 316 Stainless Steel - 6 Lobe Drive

Type 316 Stainless Steel

Size	Length (in.)	Head Diameter (in.)	Approx. Count per lb.	1 lb. Model No.	5 lb. Model No.	350-Count Model No.	Bulk Bucket	
							Count	Model No.
#10	2½	0.344	82	T10250DT1	T10250DT5	T10C250DTP	2000	T10250DTB
#10	3	0.344	68	T10300DT1	T10300DT5	T10C300DTP	1500	T10300DTB

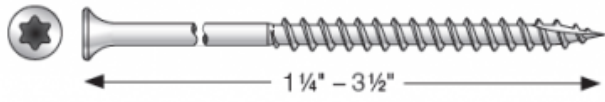


2½" - 3"

Bugle Head 305 Stainless Steel - 6 Lobe Drive

Type 305 Stainless Steel

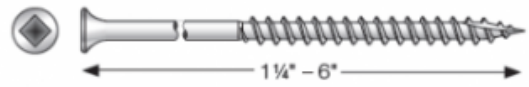
Size	Length (in.)	Head Diameter (in.)	Approx. Count per lb.	1 lb. Model No.	5 lb. Model No.	350-Count Model No.	Bulk Bucket	
							Count	Model No.
#6	1¼	0.344	243	S06125DT1	S06125DT5	—	5000	S06125DTB
#8	1½	0.344	150	S08162DT1	S08162DT5	—	4000	S08162DTB
#8	2	0.344	128	S08200DT1	S08200DT5	—	3000	S08200DTB
#10	2½	0.344	82	S10250DT1	S10250DT5	S10C250DTP	2000	S10250DTB
#10	3	0.344	68	S10300DT1	S10300DT5	S10C300DTP	1500	S10300DTB
#10	3½	0.344	56	S10350DT1	S10350DT5	—	1000	S10350DTB



1¼" - 3½"

Bugle Head 305 Stainless Steel - Square Drive

Type 305 Stainless Steel



Size	Length (in.)	Head Diameter (in.)	Approx. Count per lb.	Clam Shell		1 lb. Model No.	5 lb. Model No.	350-Count Model No.	Bulk Bucket	
				Count	Model No.				Count	Model No.
#6	3/8	0.344	408	—	—	S06062DB1	S06062DB5	—	12,000	S06062DBB
#6	1/2	0.344	352	—	—	S06075DB1	S06075DB5	—	10,000	S06075DBB
#6	1	0.344	295	—	—	S06100DB1	S06100DB5	—	8000	S06100DBB
#6	1 1/4	0.344	243	175	S06C125DBP	S06125DB1	S06125DB5	—	5000	S06125DBB
#6	1 1/2	0.344	195	135	S06C162DBP	S06162DB1	S06162DB5	—	4000	S06162DBB
#8	3/4	0.344	285	—	—	S08075DB1	S08075DB5	—	10,000	S08075DBB
#8	1 1/4	0.344	226	—	—	S08112DB1	S08112DB5	—	5000	S08112DBB
#8	1 1/2	0.344	185	—	—	S08125DB1	S08125DB5	S08C125PAK	5000	S08125DBB
#8	1 3/4	0.344	150	—	—	S08162DB1	S08162DB5	S08C162PAK	4000	S08162DBB
#8	2	0.344	128	85	S08C200DBP	S08200DB1	S08200DB5	S08C200PAK	3000	S08200DBB
#8	2 1/4	0.344	109	—	—	S08225DB1	S08225DB5	S08C225PAK	3000	S08225DBB
#8	2 1/2	0.344	102	—	—	S08250DB1	S08250DB5	S08C250PAK	2000	S08250DBB
#8	3	0.344	82	—	—	S08300DB1	S08300DB5	S08C300PAK	1500	S08300DBB
#10	1	0.344	172	—	—	S10100DB1	S10100DB5	—	4500	S10100DBB
#10	1 1/4	0.344	153	—	—	S10125DB1	S10125DB5	—	4000	S10125DBB
#10	1 1/2	0.344	134	—	—	S10150DB1	S10150DB5	—	3500	S10150DBB
#10	1 3/4	0.344	115	—	—	S10175DB1	S10175DB5	—	3000	S10175DBB
#10	2	0.344	96	—	—	S10200DB1	S10200DB5	—	2500	S10200DBB
#10	2 1/4	0.344	88	—	—	S10225DB1	S10225DB5	—	2000	S10225DBB
#10	2 1/2	0.344	82	50	S10C250DBP	S10250DB1	S10250DB5	S10C250PAK	2000	S10250DBB
#10	3	0.344	68	40	S10C300DBP	S10300DB1	S10300DB5	S10C300PAK	1500	S10300DBB
#10	3 1/2	0.344	56	35	S10C350DBP	S10350DB1	S10350DB5	S10C350PAK	1000	S10350DBB
#10	3 3/4	0.344	54	—	—	S10375DB1	S10375DB5	—	1000	S10375DBB
#12	2 1/2	0.430	56	—	—	S12250DB1	S12250DB5	—	2000	S12250DBB
#12	3	0.430	48	—	—	S12300DB1	S12300DB5	—	1500	S12300DBB
#12	3 1/2	0.430	42	—	—	S12350DB1	S12350DB5	—	1000	S12350DBB
#12	4	0.430	36	—	—	S12400DB1	S12400DB5	—	800	S12400DBB
#12	4 1/2	0.430	32	—	—	S12450DB1	S12450DB5	—	750	S12450DBB
#12	5	0.430	29	—	—	S12500DB1	S12500DB5	—	500	S12500DBB
#12	5 1/2	0.430	28	—	—	S12550DB1	S12550DB5	—	500	S12550DBB
#12	6	0.430	24	—	—	S12600DB1	S12600DB5	—	600	S12600DBB
#14	3	0.430	36	—	—	S14300DB1	S14300DB5	—	1000	S14300DBB
#14	3 1/2	0.430	33	—	—	S14350DB1	S14350DB5	—	750	S14350DBB
#14	4	0.430	26	—	—	S14400DB1	S14400DB5	—	700	S14400DBB
#14	5	0.430	21	—	—	S14500DB1	S14500DB5	—	500	S14500DBB